



2025
TRUCK BEDS

TABLE OF CONTENTS



SD



PG. 4

SH



PG. 6

HB1



PG. 7

SR



PG. 8

UB



PG. 10

ST



PG. 12

WH



PG. 14

SC



PG. 16

SL



PG. 18

PARTS



PG. 20

SIZE GUIDE

* CTA may differ depending on your truck model year. Please verify prior to purchase.

FORD				
1998-2017 (2018+)	LENGTH	WIDTH	CTA	RUNNERS
Dually	8'6"	97"	56"	38"
Cab & Chassis	9'4"	94"/97"	60"	34"
Cab & Chassis	11'4"	94"/97"	84"	34"
Single Wheel Short Wheel Base	84"	84"	40"	38"
Single Wheel Long Wheel Base	8'6"	84"	56"	38"

We Recommend: *F-350 width 94", 97", *F-450 width 94", 97" with standard Headache Rack, *F-550 width 97" with standard Headache Rack, *2015 F-650 Requires 34.5" Runners

GMC/CHEVROLET				
2001-PRESENT	LENGTH	WIDTH	CTA	RUNNERS
Dually	8'6"	97"	56"	42"
Cab & Chassis	9'4"	94"/97"	60"	34"
Cab & Chassis	11'4"	94"/97"	84"	34"
Single Wheel Short Wheel Base	84"	84"	42"	42"
Single Wheel Long Wheel Base	8'6"	84"	56"	42"

We Recommend: *Prior to 2000 all measurements required

DODGE				
2003-PRESENT	LENGTH	WIDTH	CTA	RUNNERS
Dually	8'6"	97"	58"	42"
Cab & Chassis	11'4"	94"/97"	84"	34"
Cab & Chassis	9'4"	94"/97"	60"	34"
Single Wheel Short Wheel Base	84"	84"	38"	42"
Single Wheel Long Wheel Base	8'6"	84"	58"	42"
Megacab (Single Wheel)	84"	84"	38"	42"
Megacab (Dually)	84"	97"	38"	42"

We Recommend: *2002 and earlier require 56" CTA and 38" runners on long bed



SD MODEL

Skirted Smooth Side with Front, Top and Rear Tool Boxes

ALL NEW 2025 SD

We have updated our popular SD Service bed! This is one of our best selling models, and for good reason too, it's perfect for day-to-day tasks. Featuring multiple standard tool boxes, adjustable smooth flare fenders, a rear lockable compartment, 12 Ga steel construction and much more, this bed is built tough.

NEW STANDOUT UPDATES FOR 2025

- A. Flush Mount Top Lid
- B. Whale Tail Compression Latches
- C. 3 Point Latch On Front Toolbox
- D. Flush Mount Rear Work Lights, 3600 Lumens
- E. Bolt On Hinges
- F. Smoked Lights Throughout
- G. Cargo Lights On The Deck/Inner Cabinet
- H. Sensor Knockouts
- I. Spare Tire Knockout
- J. Standardized B&W Turn Over Ball GN Hitch
- K. Angle Box Pull Out Tray
- L. Notched Head Rack
- M. Fuel Filler Door

POPULAR PROFESSIONS




CONSTRUCTION



MUNICIPALITIES/
UTILITIES



MAINTENANCE



FLUSH MOUNT TOP LID



STANDARD FEATURES

- Structural Steel Frame
- 2.5" 18.5k Rated Receiver
- 4" Runner Channels
- Formed 3 x 3/16" Channel Cross Members
- Steel Tube Head Rack with Cross Bars
- Steel 1/8" Diamond Plate Floor
- Fold-Down Tailgate with Latch
- Fuel Filler & DEF in Same Location
- Skirted Rear Bumper with Anti-Slip Step
- 2 Angled Top Toolboxes with Pull Out Tray
- 2 Horizontal Top Toolboxes with Flush Mount Lid
- 2 Front Toolboxes with Whale Tail Compression Latch w/ 3 Point Locking System
- 2 Rear Toolboxes with Whale Tail Compression Latch
- Adjustable Galvanized Shelves in Front Tool Boxes
- 12Ga Steel Construction with 11Ga Bumper
- Dual LED Flush Mount Rear Work Lights
- Primer & Powder Coated Black
- 3/4" LED Marker Lights
- Mudflap Brackets
- Single LED License Plate Light
- Side & Rear Reflectors
- All Lighting DOT Approved
- Molded Sealed Harness
- 7 Way Receiver Female Plug with Adapter

SD MODEL


Skirted Smooth Side with Front, Top and Rear Tool Boxes



2025 BASE MODELS

MODEL	LENGTH	WIDTH	CAB TO AXLE	WEIGHT	DECK WIDTH
Single Wheel Short Bed	84"	84"	38"(Dodge/Megacab), 40"(Ford), 42"(Chevy/GMC)	1450	50"
Mega Cab Dually	84"	90"	38"(Megacab Dually)	1735	50"
Single Wheel Long Bed	8'6"	84"	56"(Chevy/GMC, Ford), 58"(Dodge)	1705	50"
Dually (Bed Takeoff)	8'6"	90"	56"(Chevy/GMC, Ford), 58"(Dodge)	1735	50"
Cab & Chassis Single Wheel	9'4"	84"	60"(Chevy/GMC,Dodge, Ford)	1790	50"
Cab & Chassis Dually	9'4"	90"	60"(Chevy/GMC,Dodge, Ford)	1820	50"
Cab & Chassis Dually	11'4"	90"	84"(Chevy/GMC,Dodge, Ford)	2180	50"

*WEIGHT OF UNITS ARE APPROXIMATES ONLY AND SUBJECT TO CHANGE DEPENDING ON OPTIONS



FUEL FILLER DOOR



3 POINT LOCKING SYSTEM

APPEARANCE PACKAGES

These options are sold in groups. See list below for option description.

GROUP	INCLUDED OPTIONS
P02	X50 + F02
P07	W50 + F02 + W51 + W52 + X50 + X58

APPEARANCE OPTION REFERENCE LIST

F02 = STAINLESS STEEL FENDERS
W50 = CHROME ACCENT LIGHT PACKAGE
W51 = CHROME LIGHT HOUSING/ Dually ONLY
W52 = CHROME LICENSE PLATE HOUSING
X50 = ALUMINUM DIA PLATE SKIRT COVER
X58 = ALUMINUM DIA PLATE TOP TOOLBOX COVERS

INDIVIDUAL OPTIONS

These options are available in combination & individually

- HEADRACK EXTENSION AVAILABLE
- 6 DRAWER C-TECH AVAILABLE
- WHITE AVAILABLE



ANGLE BOX PULL OUT TRAY



SD MODEL

Skirted Smooth Side with Front, Top and Rear Tool Boxes



WHALE TAIL COMPRESSION LATCH




CARGO LIGHTS ON THE DECK/INNER CABINET



FLUSH MOUNT REAR WORK LIGHTS, 3600 LUMENS



BOLT-ON HINGES



HEAD RACK NOTCHED FOR TRUCK 3RD BREAK LIGHT VISIBILITY



SMOKED LIGHTS



SPARE TIRE KNOCK-OUT




SENSOR KNOCK-OUTS

SH MODEL

Hydraulic Arm Hay Bed




REVOLUTIONIZE YOUR HAY HANDLING WITH A HYDRAULIC ARM HAY TRUCK BED




ALL NEW 2025 SH

Engineered for efficiency and durability, our hydraulic arm hay truck bed is the ultimate solution for handling bales with ease. Whether you're stacking, transporting, or loading hay, this bed is designed to save you time and effort while ensuring your truck performs at its peak.



- A. Steel Tube Head Rack
- B. 1/8" Diamond Plate Floor
- C. Full LED Lighting
- D. Rub Rails & Stake Pockets
- E. 30k Rated 2 5/16" GN Ball
- F. Parallel Squeeze Arms
- G. Diamond Plate Rear Skirt
- H. Skirted Rear Bumper with Anti-Slip Step



STANDARD FEATURES

- Structural Steel Frame
- 2.5" 18.5k Rated Receiver
- 30k Rated 2 5/16" GN Ball
- 4" Runner Channels (Adjustable on 84", 8'6" Only)
- Formed 3 x 3/16" Channel Cross Members
- Steel Tube Head Rack with Cross Bars, Tail & Reverse Lights
- Steel 1/8" Diamond Plate Floor
- Built-In Gooseneck Well w/ Ball Mounted & Diamond Plate Lid
- Angled Fuel Filler Neck and DEF Ready
- 11 Ga Skirted Rear Bumper
- 1/8" Diamond Plate Construction
- Primer & Powder Coated Black
- 3/4" LED Marker Lights
- 4 Clear 6" Oval LED Reverse Lights
- 6 Red 6" Oval LED ST/TL/TN Lights
- Single LED License Plate Light
- All Lighting DOT Approved
- Molded Sealed Harness with Resistors
- 4/5 & 7 Way Receiver Female Plug with Adapter
- Adjustable Mudflap Brackets
- 7 Way Plug in Gooseneck Well
- Parallel Squeeze Arms
- 4 Button Wired Remote Standard (Wireless Optional)
- KTI Pump



HB1 MODEL

Hay Spear Option



**AVAILABLE ON MODELS:
SL, SR, & ST**

2025 HB1

Maximize productivity with a truck bed designed specifically for hauling and handling hay. Built tough for the demands of ranch and farm life, our hay spear truck bed combines durability, efficiency, and convenience to tackle even the heaviest loads. Spears are removable and can be stowed away under the deck when not in use.



Toolbox size - 18" x 16" x 12"

- A.** Steel Tube Head Rack
- B.** 1/8" Diamond Plate Floor
- C.** Full LED Lighting
- D.** Rub Rails & Stake Pockets
- E.** 30k Rated 2 5/16" GN Ball
- F.** Hay Spears
- G.** Diamond Plate Rear Skirt
- H.** Skirted Rear Bumper with Anti-Slip Step



STANDARD FEATURES

- Structural Steel Frame
- 2.5" 18.5k Rated Receiver
- 30k Rated 2 5/16" GN Ball
- 4" Runner Channels (Adjustable on 84", 8'6" Only)
- Formed 3 x 3/16" Channel Cross Members
- Steel Tube Head Rack with Cross Bars, Tail & Reverse Lights
- Steel 1/8" Diamond Plate Floor
- Built-In Gooseneck Well w/ Ball Mounted & Diamond Plate Lid
- Angled Fuel Filler Neck and DEF Ready
- 11 Ga Skirted Rear Bumper
- 1/8" Diamond Plate Construction
- Primer & Powder Coated Black
- 2.5" LED Reflective Marker Lights
- 4 Clear 6" Oval LED Reverse Lights
- 6 Red 6" Oval LED ST/TL/TN Lights
- Single LED License Plate Light
- All Lighting DOT Approved
- Molded Sealed Harness with Resistors
- 4/5 & 7 Way Receiver Female Plug with Adapter
- Adjustable Mudflap Brackets
- 7 Way Plug in Gooseneck Well
- 4 Button Wired Remote Standard (Wireless Optional)

SR MODEL

Diamond Plate Side Rails with Stake Pockets and Rub Rail



2025 SR

The Norstar SR model is our flagship truck bed. Durable diamond plate construction, Structural Steel Frame and a 18.5k rated hitch will make this your everyday task-ready truck bed for years to come.



Rub Rail



2.5" 18.5k Rated Receiver

- A. Steel Tube Head Rack
- B. 1/8" Diamond Plate Floor
- C. Full LED Lighting
- D. DEF Ready
- E. Rub Rails & Stake Pockets
- F. 30k Rated 2 5/16" GN Ball
- G. Available Bale Spikes
- H. Diamond Plate Rear Skirt
- I. Skirted Rear Bumper with Anti-Slip Step



STANDARD FEATURES

- Structural Steel Frame
- 2.5" 18.5k Rated Receiver
- 30k Rated 2 5/16" GN Ball
- 4" Runner Channels (Adjustable on 84", 8'6" Only)
- Formed 3 x 3/16" Channel Cross Members
- Steel Tube Head Rack with Cross Bars, Tail & Reverse Lights
- Steel 1/8" Diamond Plate Floor
- Built-In Gooseneck Well w/ Ball Mounted & Diamond Plate Lid
- Angled Fuel Filler Neck and DEF Ready
- 11 Ga Skirted Rear Bumper
- 1/8" Diamond Plate Construction
- Primer & Powder Coated Black
- 2.5" LED Reflective Marker Lights
- 4 Clear 6" Oval LED Reverse Lights
- 6 Red 6" Oval LED ST/TL/TN Lights
- Single LED License Plate Light
- All Lighting DOT Approved
- Molded Sealed Harness with Resistors
- 4/5 & 7 Way Receiver Female Plug with Adapter
- Adjustable Mudflap Brackets
- 7 Way Plug in Gooseneck Well



SR MODEL

Diamond Plate Side Rails with Stake Pockets and Rub Rail

2025 BASE MODELS

MODEL	LENGTH	WIDTH	CAB TO AXLE	WEIGHT	DECK WIDTH
Single Wheel Short Bed	84"	84"	40"(Ford)	985	80"
Mega Cab Dually	84"	97"	40" On SR Only	955	93"
Single Wheel Long Bed	8'6"	84"	56"(Chevy/GMC, Ford)	1070	80"
Dually (Bed Takeoff)	8'6"	97"	56"(Chevy/GMC, Ford)	1035	90", 93"
Cab & Chassis Single Wheel	9'4"	84"	60"(Chevy/GMC,Dodge, Ford)	1160	80"
Cab & Chassis Dually	9'4"	94", 97"	60"(Chevy/GMC,Dodge, Ford)	1180	90", 93"
Cab & Chassis Dually	11'4"	94", 97"	84"(Chevy/GMC,Dodge, Ford)	1250	90", 93"

*WEIGHT OF UNITS ARE APPROXIMATES ONLY AND SUBJECT TO CHANGE DEPENDING ON OPTIONS



APPEARANCE PACKAGES

These options are sold in groups. See list below for option description.

GROUP	INCLUDED OPTIONS
P01	S52 - Rear Stake Pockets

INDIVIDUAL OPTIONS

These options are available in combination & individually

CODE	DESCRIPTION
X01	15" GN TROUGH
U06	B&W TURNOVER BALL
HB1	BALE SPIKES
WHT	WHITE



Photos may include optional features.

UB MODEL

Square Service Body Truck Bed



2025 UB

The UB Service Bed brings a new twist on the service truck bed. With a square body and removable rear bumper you'll find everything you need to make this bed your ultimate service body bed.

POPULAR PROFESSIONS



CONSTRUCTION



MUNICIPALITIES/
UTILITIES



OIL/MINING/GAS

- A. Steel 1/8" Diamond Plate Floor
- B. Removable Rear Bumper
- C. Full LED Lighting
- D. 2 Horizontal Toolboxes
- E. 4 Vertical Toolboxes
- F. Slam Latches
- G. Rubber Fenders
- H. Structural Steel Frame
- I. Angled Fuel Filler Neck & DEF Ready
- J. Rear Step
- K. Diamond Plate Bumper
- L. Factory Hitch Ready
- M. Locking Rear Gate
- N. Master Lock System
- O. 3/4" LED Marker Lights



STANDARD FEATURES

- Structural Steel Frame
- Galvanneal Steel Construction
- Truck Specific Cross Member Layout
- 1/8" Diamond Plate Steel Floor
- Angled Fuel Filler Neck & DEF Ready
- Bolt-On Frame Mounted Rear Bumper
- Integrated Step in Rear Bumper
- Rolled Rubber Fenders
- 6 Tool Boxes w/ Adj Shelves
- New Master Locking System
- Bolt-On Fold Down Tail Gate
- Primer & Powder Coated White
- 4 - 4" Multi Function Rear Facing Lights
- Dual LED License Plate Light
- 3/4" LED Marker Lights/Bullet Lights
- All Lighting DOT Approved
- Mudflap Brackets



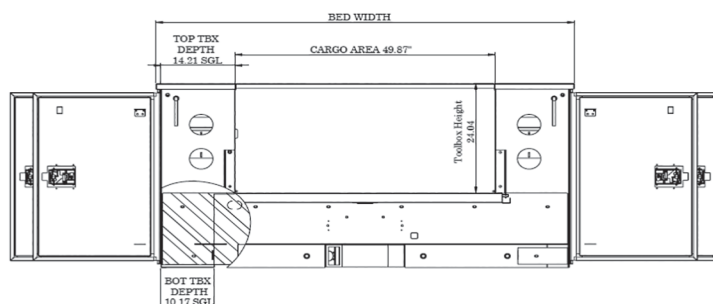
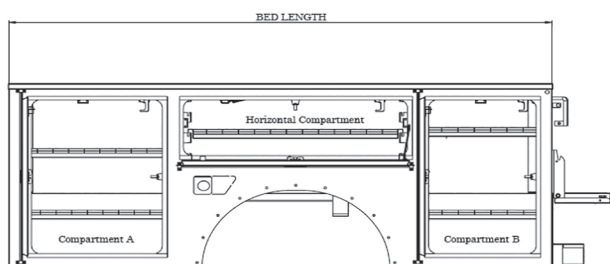
UB MODEL

Square Service Body Truck Bed

2025 BASE MODELS

MODEL	LENGTH	WIDTH	CAB TO AXLE	WEIGHT	DECK WIDTH
Single Wheel Short Bed - UB084784001 SRW	7'	78"	40" (Ford, Chevy, Dodge)	1386	50"
Single Wheel Long Bed - UB102785601 SRW	8' 6"	78"	57" (Ford, Chevy, Dodge)	1519	50"
Dually (Bed Take-Off) - UB102905601 DRW	8' 6"	90"	57" (Ford, Chevy, Dodge)	1667	50"
Cab Chassis Dually - UB112906001 DRW	9' 4"	90"	60" (Ford, Chevy, Dodge)	1712	50"
Cab Chassis Dually - UB136908401 DRW	11' 4"	90"	84" (Ford, Chevy, Dodge)	2188	50"

*WEIGHT OF UNITS ARE APPROXIMATES ONLY AND SUBJECT TO CHANGE DEPENDING ON OPTIONS



Bed Sizes	Bed Length	Bed Width	Cargo Area	Toolbox Height	Compartment A (X" x Y")	Compartment A2 (11' only) (X" x Y")	Horizontal Compartment (X" x Y")	Compartment B (X" x Y")	Top Toolbox Depth	Bottom Toolbox Depth
84" SGL Wheel	84.18"	80.25"	84.18" x 49.87"	24"	13.4" x 35.5"	N/A	42.4" x 14.1"	20.1" x 35.5"	14.2"	10.2"
8' SGL Wheel	104.18"	80.25"	104.18" x 49.87"	24"	27.2" x 35.5"	N/A	44.8" x 14.1"	22.3" x 35.5"	14.2"	10.2"
8' Dual Wheel	104.18"	92.5"	104.18" x 49.87"	24"	27.2" x 35.5"	N/A	44.8" x 14.1"	22.3" x 35.5"	20.2"	16.2"
9' SGL Wheel	114.13"	80.25"	114.13" x 49.87"	24"	26.9" x 35.5"	N/A	44.8" x 14.1"	26.9" x 35.5"	14.2"	10.2"
9' Dual Wheel	114.13"	92.5"	114.13" x 49.87"	24"	26.9" x 35.5"	N/A	44.8" x 14.1"	26.9" x 35.5"	20.2"	16.2"
11' Dual Wheel	138.13"	92.5"	138.13" x 49.87"	24"	27.1" x 35.5"	19.5" x 35.5"	44.8" x 14.1"	27.0" x 35.5"	20.2"	16.2"



INDIVIDUAL OPTIONS

These options are available in combination & individually

CODE	DESCRIPTION
CT#	C-TECH AVAILABLE ON DUAL WHEEL
BLK	BLACK



Photos may include optional features.


ST MODEL

Skirted Smooth Side with Front/Rear Tool Boxes and Rub Rails



2025 ST

The ST Model is a heavy-hauler. It comes loaded with four standard toolboxes, available bale spikes, rub rails and an optional goose-neck trough. The ST is built to carry whatever you need to wherever you need it.



- A. Steel Tube Head Rack
- B. 1/8" Diamond Plate Floor
- C. Full LED Lighting
- D. Rub Rails & Stake Pockets
- E. Front Toolbox
- F. Rear Side Toolbox
- G. 30k Rated 2 5/16" GN Ball
- H. Available Bale Spikes
- I. Skirted Rear Bumper with Anti-Slip Step
- J. 2.5" 18.5k Rated Receiver



STANDARD FEATURES

- Structural Steel Frame
- 2.5" 18.5k Rated Receiver
- 30k Rated 2 5/16" GN Ball
- 4" Runner Channels
- Formed 3 x 3/16" Channel Cross Members
- Steel Tube Head Rack with Cross Bars, Tail & Rev. Lights
- Steel 1/8" Diamond Plate Floor
- Built in Gooseneck Well w/ Ball Mounted & Diam Plate Lid
- Angled Fuel Filler Neck & DEF Ready
- Skirted Smooth Plate Rear Bumper with Anti-Slip Step
- Removable Black Smooth Fender Flares
- 12Ga Steel Construction with 11Ga Bumper
- Primer & Powder Coated Black
- 2.5" LED Reflective Marker Lights
- 4 Clear 6" Oval LED Reverse Lights
- 6 Red 6" Oval LED ST/TL/TN Lights
- Single LED License Plate Light
- All Lighting DOT Approved
- Molded Sealed Harness with Resistors
- 4/5 & 7 Way Receiver Female Plug with Adapter
- 4 Tool Boxes & Locking Chrome Paddle Latches
- Mudflap Brackets
- 7-Way Plug in Gooseneck Well



ST MODEL

Skirted Smooth Side with Front/Rear Tool Boxes and Rub Rails

2025 BASE MODELS

MODEL	LENGTH	WIDTH	CAB TO AXLE	WEIGHT	DECK WIDTH
Single Wheel Short Bed	84"	84"	38"(Dodge/Megacab), 40"(Ford), 42"(Chevy/GMC)	1045	80"
Mega Cab Dually	84"	97"	38"(Megacab Dually)	1155	93"
Single Wheel Long Bed	8'6"	84"	56"(Chevy/GMC, Ford), 58"(Dodge, Ford-Verify)	1275	80"
Dually (Bed Takeoff)	8'6"	97"	56"(Chevy/GMC, Ford), 58"(Dodge, Ford-Verify)	1295	90"
Cab & Chassis Single Wheel	9'4"	84"	60"(Chevy/GMC, Dodge, Ford)	1320	80"
Cab & Chassis Dually	9'4"	94", 97"	60"(Chevy/GMC, Dodge, Ford)	1465	90", 93"
Cab & Chassis Dually	11'4"	94", 97"	84"(Chevy/GMC, Dodge, Ford)	1585	90", 93"

*WEIGHT OF UNITS ARE APPROXIMATES ONLY AND SUBJECT TO CHANGE DEPENDING ON OPTIONS



APPEARANCE PACKAGES

These options are sold in groups. See list below for option description.

GROUP	INCLUDED OPTIONS
P01	S52
P02	X50 + F02
P03	W50 + F02 + W51 + W52 + X50

APPEARANCE OPTION REFERENCE LIST

F02 = STAINLESS STEEL FENDERS
W50 = CHROME ACCENT LIGHT PACKAGE
W51 = CHROME LIGHT HOUSING/ DUALY ONLY
W52 = CHROME LICENSE PLATE HOUSING
X50 = ALUMINUM DIA PLATE SKIRT COVER
S52 = REAR RUB RAIL & STAKE POCKETS



INDIVIDUAL OPTIONS

These options are available in combination & individually


CODE	DESCRIPTION
X01	15" GN TROUGH
U06	B&W TURNOVER BALL
HB1	BALE SPIKES
WHT	WHITE



Photos may include optional features.

WH MODEL

Skirted Smooth Side with Four Tool Boxes



2025 WH

The WH Model is our top of the line bed. This Western Deluxe Truck Bed comes ready to impress with its diamond plate floor Structural Steel Frame and head turning standard aluminum trim package.



- A. Steel Tube Head Rack
- B. 1/8" Diamond Plate Floor
- C. Full LED Lighting
- D. Gooseneck Trough
- E. Aluminum Fuel Filler
- F. Front Side Toolbox
- G. Rear Side Toolbox
- H. Brushed Stainless Steel
- I. 30k Rated 2 5/16" GN Ball
- J. 4 Recessed D-Rings
- K. Dove Tail
- L. Chrome Accented Lighting
- M. Aluminum Cast Plate Housing
- N. 2.5" 18.5k Rated Receiver



STANDARD FEATURES

- Structural Steel Frame
- 2.5" 18.5k Rated Receiver
- 30k Rated 2 5/16" GN Ball
- Formed 3 x 3/16" Channel Cross Members
- Steel Tube Head Rack with Cross Bars, Tail & Rev. Lights
- Built-in Gooseneck Well w/ Ball Mounted & Diam Plate Lid
- Skirted Rear Bumper w/ Anti-Slip Step
- 2 Aluminum Cast Angled Fuel Fillers
- Aluminum Cast Tail Light Housing
- Aluminum Cast License Plate Housing
- Aluminum Trim Package
- 11Ga Steel Construction with 10Ga Bumper
- 4 Side Swing Tool Box Doors w/ Chrome Hinges (Except Megacab)
- 7 Way Plug in Gooseneck Trough
- 4 Recessed D-Rings
- 18" Gooseneck Trough
- Dove Tail
- Primer & Powder Coated Black
- Chrome Accent Lighting
- 3/4" LED Marker Lights
- 4 Clear 6" Oval LED Rev. Lights
- 6 Red 6" Oval LED ST/TL/TN Lights
- Single LED License Plate Light
- All Lighting DOT Approved
- Molded Sealed Harness with resistors
- 4/5 & 7 Way Receiver Female Plug with Adapter
- Mudflap Brackets
- Steel 1/8" Diamond Plate Floor





WH MODEL

Skirted Smooth Side with Four Tool Boxes

2025 BASE MODELS

MODEL	LENGTH	WIDTH	CAB TO AXLE	WEIGHT	DECK WIDTH
Single Wheel Short Bed	84"	78"	38"(Dodge/Megacab), 40"(Ford), 42"(Chevy/GMC)	915	74"
Mega Cab Dually	84"	88"	38"(Megacab Dually)	965	88"
Single Wheel Long Bed	8'6"	78"	56"(Chevy/GMC, Ford), 58"(Dodge, Ford-Verify)	1095	74"
Dually (Bed Takeoff)	8'6"	84", 88"	56"(Chevy/GMC, Ford), 58"(Dodge, Ford-Verify)	1290	80", 84"
Cab & Chassis Single Wheel	9'4"	78"	60"(Chevy/GMC,Dodge, Ford)	1235	74"
Cab & Chassis Dually	9'4"	88"	60"(Chevy/GMC,Dodge, Ford)	1355	80", 84"
Cab & Chassis Dually	11'4"	88"	84"(Chevy/GMC,Dodge, Ford)	1515	80", 84"

*WEIGHT OF UNITS ARE APPROXIMATES ONLY AND SUBJECT TO CHANGE DEPENDING ON OPTIONS



INDIVIDUAL OPTIONS

These options are available in combination & individually

CODE	DESCRIPTION
U06	B&W TURNOVER BALL (Eliminates trough)
WHT	WHITE



Photos may include optional features.

SC MODEL

Skirted Smooth Side with Front, Top and Rear Tool Boxes



2025 SC

The Norstar SC Service bed is a great addition to any job site. Our precision built Service Body offers multiple standard tool boxes, polished fenders, 12Ga steel construction and more for your daily tasks.



- A. Steel 1/8" Diamond Plate Floor
- B. 12Ga Steel Construction
- C. DOT Approved Lighting
- D. Utility Step Bumper
- E. Master Lock System
- F. Side Top Toolbox
- G. Front Tool Cabinet
- H. Rear Side Toolbox
- I. Tail Gate
- J. 16" Lockable Compartment
- K. 2.5" 18.5k Rated Receiver



STANDARD FEATURES

- Structural Steel Frame
- 2.5" 18.5k Rated Receiver
- 4" Runner Channels
- Formed 3 x 3/16" Channel Cross Members
- Steel 1/8" Diamond Plate Floor
- Angled Fuel Filler Neck & DEF Ready
- Skirted Rear Bumper with Anti-Slip Step
- 3 Tool Boxes & Locking Chrome Paddle Latches on Each Side
- Adjustable Galvanized Shelves
- Rear Lockable Compartment 27" x 38" - 78"
- 12 Ga Steel Construction with 11Ga Bumper
- Rear Master Lock System
- 3/4" LED Marker Lights
- Primer & Powder Coated White
- Removable White Smooth Fender Flares
- 2 Clear 6" Oval LED Reverse Lights
- 4 Red 6" Oval LED ST/TL/TN Lights
- Single LED License Plate Light
- Side & Rear Reflectors
- All Lighting DOT Approved
- Molded Sealed Harness
- 4/5 & 7 Way Receiver Female Plug with Adapter
- Mudflap Brackets
- [GN Well NOT Available - B&W Turnover IS Available]



SC MODEL

Skirted Smooth Side with Front, Top and Rear Tool Boxes

2025 BASE MODELS

MODEL	LENGTH	WIDTH	CAB TO AXLE	WEIGHT	DECK WIDTH
Single Wheel Short Bed	84"	84"	38"(Dodge/Megacab), 40"(Ford), 42"(Chevy/GMC)	1735	50"
Mega Cab Dually	84"	90"	38"(Megacab Dually)	1735	50"
Single Wheel Long Bed	8'6"	84"	56"(Chevy/GMC, Ford), 58"(Dodge, Ford-Verify)	2100	50"
Dually (Bed Takeoff)	8'6"	90"	56"(Chevy/GMC, Ford), 58"(Dodge, Ford-Verify)	1740	50"
Cab & Chassis Single Wheel	9'4"	84"	60"(Chevy/GMC,Dodge, Ford)	2300	50"
Cab & Chassis Dually	9'4"	90"	60"(Chevy/GMC,Dodge, Ford)	1840	50"
Cab & Chassis Dually	11'4"	90"	84"(Chevy/GMC,Dodge, Ford)	2080	50"

*WEIGHT OF UNITS ARE APPROXIMATES ONLY AND SUBJECT TO CHANGE DEPENDING ON OPTIONS



APPEARANCE PACKAGES

These options are sold in groups. See list below for option description.

GROUP	INCLUDED OPTIONS
P02	X50 + F02
P03	W50 + F02 + W51 + W52 + X50
P04	F89 (Top Boxes & Lids)
P05	W50 + F02 + W51 + W52 + X50 + F89
P06	X50 + F02 + F89

APPEARANCE OPTION REFERENCE LIST

F02 = STAINLESS STEEL FENDERS
F89 = TOP TOOLBOXES AND LIDS
W50 = CHROME ACCENT LIGHT PACKAGE
W51 = CHROME LIGHT HOUSING/ DUALY ONLY
W52 = CHROME LICENSE PLATE HOUSING
X50 = ALUMINUM DIA PLATE SKIRT COVER



INDIVIDUAL OPTIONS

These options are available in combination & individually

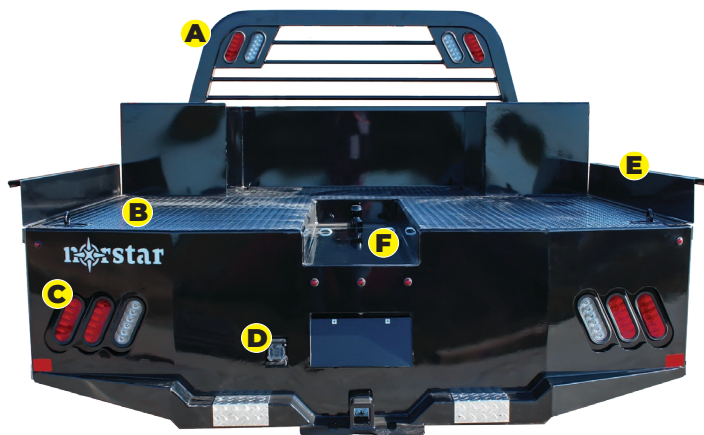
CODE	DESCRIPTION
CT#	C-TECH TOOL CABINETS
BLK	BLACK



Photos may include optional features.

SL MODEL

Skirted Smooth Side with Front/Rear Tool Boxes and Rub Rails



2025 SL

The Norstar SL Journeyman Bed is a marriage between our two most popular beds, the SD and ST. Our Journeyman Bed offers the best of both worlds with multiple tool boxes, a full-width deck, rub rails and stake pockets, and many more features for whatever the job throws at you.

- A. Steel Tube Head Rack
- B. 1/8" Diamond Plate Floor
- C. Full LED Lighting
- D. 4/5 & 7-Way Plug
- E. Removable Side Rails (Optional)
- F. Gooseneck Trough (Optional)
- G. Front Side Tool Box
- H. Rub Rails & Stake Pockets
- I. Removable Fenders
- J. Bottom Side Tool Box
- K. 30k Rated 2 5/16" GN Ball
- L. 2.5" 18.5k Rated Receiver



STANDARD FEATURES

- Structural Steel Frame
- 4" Channel Runners
- 2.5" 18.5k Rated Receiver
- 30k Rated 2 5/16" GN Ball
- Formed 3 x 3/16" Channel Cross Members
- Steel Tube Head Rack with Cross Bars, Tail & Rev. Lights
- Steel 1/8" Diamond Plate Floor
- Built in Gooseneck Well with Ball Mounted & Diam Plate Lid
- Angled Fuel Filler Neck & DEF Ready
- 4 Tool Boxes & Locking Chrome Paddle Latches (6 on 11'4")
- Skirted Rear Bumper with Anti-Slip Step
- 12Ga Steel Construction with 11Ga Bumper
- Adjustable Black Smooth Fender Flares
- 3/4" LED Marker Lights
- 4 Clear 6" Oval LED Reverse Lights
- 6 Red 6" Oval LED ST/TL/TN Lights
- Single LED License Plate Light
- Side & Rear Reflectors
- Primer & Powder Coated Black
- All Lighting DOT Approved
- Molded Sealed Harness with Resistors
- 7 Way Receiver Female Plug with Adapter
- 7 Way Plug in Gooseneck Well
- Adjustable Galvanized Shelf in Front Tool Boxes
- Mudflap Brackets



SL MODEL

Skirted Smooth Side with Front/Rear Tool Boxes and Rub Rails

2025 BASE MODELS

MODEL	LENGTH	WIDTH	CAB TO AXLE	WEIGHT	DECK WIDTH
Single Wheel Short Bed	84"	84"	38"(Dodge/Megacab), 40"(Ford), 42"(Chevy/GMC)	1450	80"
Mega Cab Dually	84"	90"	38"(Megacab Dually)	1735	93"
Single Wheel Long Bed	8'6"	84"	56"(Chevy/GMC, Ford), 58"(Dodge, Ford-Verify)	1705	80"
Dually (Bed Takeoff)	8'6"	90"	56"(Chevy/GMC, Ford), 58"(Dodge, Ford-Verify)	1735	90", 93"
Cab & Chassis Single Wheel	9'4"	84"	60"(Chevy/GMC,Dodge, Ford)	1790	80"
Cab & Chassis Dually	9'4"	90"	60"(Chevy/GMC,Dodge, Ford)	1820	90", 93"
Cab & Chassis Dually	11'4"	90"	84"(Chevy/GMC,Dodge, Ford)	2180	90", 93"

*WEIGHT OF UNITS ARE APPROXIMATES ONLY AND SUBJECT TO CHANGE DEPENDING ON OPTIONS



APPEARANCE PACKAGES

These options are sold in groups. See list below for option description.

GROUP	INCLUDED OPTIONS
P01	S52
P02	X50 + F02
P03	W50 + F02 + W51 + W52 + X50

APPEARANCE OPTION REFERENCE LIST

F02 = STAINLESS STEEL FENDERS
 W50 = CHROME ACCENT LIGHT PACKAGE
 W51 = CHROME LIGHT HOUSING/ DUALY ONLY
 W52 = CHROME LICENSE PLATE HOUSING
 X50 = ALUMINUM DIA PLATE SKIRT COVER
 S52 = REAR RUB RAIL & STAKE POCKETS

INDIVIDUAL OPTIONS

These options are available in combination & individually

CODE	DESCRIPTION
CT#	C-TECH TOOL CABINETS
X01	15" GN TROUGH
U06	B&W TURNOVER BALL
HB1	BALE SPIKES
WHT	WHITE

Photos may include optional features.



UNDERMOUNT OR STACKABLE TOOL BOXES

Part #	Length	Depth	Height	Latches
S43610021BK	18"	16"	12"	1
S43610022BK	24"	16"	12"	1
S43610024BK	30"	16"	12"	1
S43610023BK	24"	16"	16"	1
S43610040BK	30"	16"	16"	1
S43610060BK	18"	18"	18"	1
S43610061BK	24"	18"	18"	1
S43610062BK	36"	18"	18"	1
S43610063BK	48"	18"	18"	1
S43610064BK	60"	18"	18"	2

NOTE: Part No. will be used when item is sold individually. Option Code will be used when mounted to truck bed.

Max Box Sizes

Single 84"	18x16x12
Dually 8'6"	24x16x16
Dually 9'4"	30x16x16
Dually 11'4"	60x16x16
Single 8'6"	24x16x12
Single 9'4"	30x16x12




PLUG-N-PLAY INSTALLATION ADAPTERS

Part #	Description - Ford
301300060	Ford Cab & Chassis 2000-CRNT
301300062	Ford Box Delete 2011-2016
301300150	Ford Box Delete 2011-2016 w/ Camera
301300066	Ford Box Delete 2017-2019
301300146	Ford Box Delete 2020-2022
301300186	Ford Box Delete 2023 - CRNT
301300195	Ford Box Delete 1997-07
301300196	Ford Box Delete 2008-10
301300197	Ford Box Delete 2020-2022 - No Converter
301300198	Ford Cab & Chassis 2020+ 7-Way Harness hookup

Part #	Description - GM
301300063	GM 2014-2015
301300067	GM 2016-2019
301300071	GM Cab & Chassis 2020-Current & Box Delete - 2022 - 2023
301300072	GM Box Delete 2020-2021
301300190	GM Box Delete 2024 - Cab and Chassis w/ Modification
301300191	GM Cab & Chassis 2020-2023 & 2025
301300192	GM 2020-2023 - 2500-3500 Bed Takeoff
301300199	28" 7-way Extensions Cable for GM beds

Part #	Description - Dodge
301300061	Dodge Cab & Chassis 2000-CRNT
301300068	Universal (Dodge Box Delete)
301300193	Dodge Box Delete 2019+
301300194	RAM 6pin to 12pin adapter for LED lights



SIDE RAIL EXTENSIONS

ST MODEL

Part #	Length	Description
S432061137BK	68.25"	ST084/SR084 - 6" Side rails
S432061138BK	84"	ST086/SR086 - 6" Side Rails
S432061139BK	96"	ST094/SR094 - 6" Side Rails
S432061140BK	119"	ST114/SR114 - 6" Side Rails

SL MODEL

Part #	Length	Description
S432061147BK	62.5"	SL084 - 6" Side Rails
S432061148BK	62.5"	SL086 - 6" Side Rails
S432061150BK	70"	SL094 - 6" Side Rails
S432061152BK	96.75"	SL114 - 6" Side Rails

TOOLBOX ACCESSORIES

Part #	Description
300900003	100mm Weld on Bullet Hinge
300900002	80mm Weld on Bullet Hinge
301200001	Toolbox Weather Stripping for Top Lids
301200004	Toolbox Weather Stripping for Side Lids
300900006	Top Lid Hinge Block
300900009	Side Door Hinge Block Top & Bottom
300900010	Hinge Block Middle
301100002	Gas Shock 10Ext, 6.4 Com, 10mm Ball
301100003	Gas Shock 12Ext, 7.44 Com, 10mm Ball
301100001	Gas Shock Brackets 10mm Ball, 90 degree angle
303100002	Drain Plug - 1" Diameter
303000006	12" Toolbox Cable
303000007	16" Toolbox Cable



LIGHTING

Part #	Description
301300048	Chrome Bezel 6" Oval
301300050	Chrome Bezel 2.5" Round
301300045	Chrome Bezel 3/4"
302700002	Chrome License Plate Housing
302700023	Chrome Rear Light Housing
302700024	Chrome Rear Light Housing
302700020	Chrome Rear Bumper Work Light Housing
302700021	Chrome Rear Bumper Work Light Housing
302700022	Chrome Fuel Filler Cast
302700007	Chrome DEF Filler Cast



LADDER RACKS



Part #	Description
S0801001BK	Ladder Rack SC 8'6" Black
S43609009WT	Ladder Rack SC 8'6" White
S0801150BK	Ladder Rack SC 84" Black
S43609011WT	Ladder Rack SC 84" White

TOOL CABINETS



C-TECH AND TOOL CABINETS

MODEL	L	W	CTA	FRONT (A)	HORIZONTAL (C)	REAR (D)
SC	8'6", 9'4"	84"	56", 58", 60"	303000003 - 22 x 26.8 x 14.5	303000017 39 x 10.6 x 14.5	Not Available
	8.6"	90"	56", 58"	303000004 - 22 x 26.8 x 18.5	303000018 39 x 10.6 x 18.5	Not Available
	9.4", 11'4"	90"	60", 84"	303000004 - 22 x 26.8 x 18.5	303000018 39 x 10.6 x 18.5	303000019 - 17.77 x 26.8 x 18.5
SD	8'6", 9'4", 11'4"	84"	56", 58", 60", 84"	303000025 - 20.5 x 26.8 x 14.5	Not Available	Not Available
	8'6", 9'4", 11'4"	90"	56", 58", 60", 84"	303000026 - 20.5 x 26.8 x 18.5	Not Available	Not Available
UB	102"	90"		303000015 - 21 x 26 x 18	Not Available	Not Available
	112", 136"	90"		303000015 - 21 x 26 x 18	Not Available	303000015 - 21 x 26 x 18
SC/SD	Rear Lockable Compartment		303000016 - 24 x 4.25 x 36			



OTHER PARTS

Part #	Description
S430500003WT	White Powder Coated Fender Single
300400001	Mud Flap, Norstar, SRW Pair
300400002	Mud Flap, Norstar, Dually Pair
S432060716BK	Tail Gate Assembly SD/SC - Black
301300057	Main & Rear 97" X 8'-11'4"
301300058	Head Board Harness
301300044	7-Way Gooseneck Well Install Cable
301300040	4, 5 & 7 Way Plug

Part #	Description
S43605001BK	Gooseneck Well Cover
302700032	2-5/16" Ball, 1-1/4" Shank w/1" Rise & 30k Capacity
300600030	U-Bolt Gooseneck Safety Chain Kit - 3" x 2" x 1/2-13"
S43006006BK	Headache Rack Spare Tire Mount
S430140108	Universal Mounting Kit
300500011	Polished SS Fender Single
S430500003BK	Black Powder Coated Fender Single

DEALER PRICING AVAILABLE AT NORSTARPARTS.COM



ABOUT US

Thank you for choosing Norstar as your source for truck beds. It is our pleasure to serve your business in providing the highest quality truck beds and service bodies on the market. Your satisfaction is our number one goal and we want to ensure our business relationship is always rewarding and prosperous. Please feel free to contact us with any questions, concerns, or any suggestions that can help improve our service to you.

Norstar was founded in 2012 with a seasoned and experienced team that raised the first 20,000 square foot facility by their own hands from the ground up. Within the first few years, Norstar became a major player in the national truck bed market.

- In the first two years, Norstar facilities expanded to almost five times the size of the original shop space.
- In 2018, Norstar saw another addition in the new stacking bay, bringing the total to 360,000 square feet.
- By 2019, Norstar encompassed 450,000 square feet.
- Currently, with an additional manufacturing plant in Mexico, Norstar has a combined square footage of over 1.2 million between both plants!

FOLLOW THE STAR!



Custom color matched truck photo submitted by Joseph Weiland.

Photos may include optional features.



FOLLOW THE STAR

V.02.25

5500 FM 38N, BROOKSTON, TX 75421

NORSTARCOMPANY.COM

903-784-8900